













Producer: FCTAD
 Director: Minera Garcia
 Browyn Dodson

LD: Tiana Alderson
 ALD: Geovanny Pulido
 ME: Matt Mueller

Chan	Position	U#	Addr	Dim	Inst Type & Access	Purpose	VWfc	Color	Gobo	H
(1)	WEST PIPE	3		63	ETC S4 36°	FR Lt	A-1	L053, R132		
(2)	WEST PIPE	2		57	ETC S4 36°	FR Lt	A-2	L053, R132		
(3)	OUTER RING	5		13	ETC S4 36°	FR Lt	A-3	L053, R132		
(4)	OUTER RING	3		14	ETC S4 36°	FR Lt	A-4	L053, R132		
(5)	OUTER RING	8		1	ETC S4 36°	FR Lt	A-5	L053, R132		
(6)	OUTER RING	6		9	ETC S4 36°	FR Lt	A-6	L053, R132		
(7)	OUTER RING	4		6	ETC S4 36°	FR Lt	A-7	L053, R132		
(8)	OUTER RING	2		3	ETC S4 36°	FR Lt	A-8	L053, R132		
(9)	SOUTH TRUSS	1		44	ETC S4 36°	FR Lt	A-9	L053, R132		
(10)	NORTH TRUSS	10		66	SL 23/50	FR Lt	A-10	L053, R132		
(12)	OUTER RING	19		20	SL 23/50	FR Lt	A-12	L053, R132		
(13)	OUTER RING	23		23	SL 23/50	FR Lt	A-13	L053, R132		
(14)	OUTER RING	29		18	SL 23/50	FR Lt	A-14	L053, R132		
(17)	SOUTH TRUSS	26		80	SL 23/50	FR Lt	A-17	L053, R132		
(21)	NORTH TRUSS	5		34	Lekolite 40	SR Side Lt	A-1	L749, R132		
(22)	OUTER RING	10		39	Lekolite 40	SR Side Lt	A-2	L749, R132		
(23)	NORTH TRUSS	12		33	Lekolite 40	SR Side Lt	A-3	L749, R132		

Chan	Position	U#	Addr	Dim	Inst Type & Access	Purpose	VWFc	Color	Gobo	H
(24)	OUTER RING	15		87	Lekolite 40	SR Side Lt	A-4	L749, R132		
(25)	NORTH TRUSS	17		45	Lekolite 40	SR Side Lt	A-5/6	L749, R132		
(26)	NORTH TRUSS	16		70	Lekolite 40	SR Side Lt	A-7	L749, R132		
(28)	OUTER RING	14		88	Lekolite 40	SR Side Lt	A-8	L749, R132		
(29)	OUTER RING	13		89	Lekolite 40	SR Side Lt	A-9	L749, R132		
(31)	NORTH TRUSS	13		69	SL 23/50	SR Upper Deck Side Lt	A-12	L749, R132		
(32)	OUTER RING	18		24	SL 23/50	SR Upper Deck Side Lt	A-13	L749, R132		
(33)	OUTER RING	21		27	SL 23/50	SR Upper Deck Side Lt	A-14	L749, R132		
	"	27		26	"	"	A-15	L709, R132		
(41)	OUTER RING	34		90	Lekolite 40	SL Side Lt	A-1	L709, R132		
(42)	SOUTH TRUSS	4		4	Lekolite 40	SL Side Lt	A-2	L709, R132		
(43)	SOUTH TRUSS	8		16	Lekolite 40	SL Side Lt	A-3	L709, R132		
(44)	SOUTH TRUSS	23		82	Lekolite 40	SL Side Lt	A-4	L709, R132		
(45)	OUTER RING	31		25	Lekolite 40	SL Side Lt	A-5	L709, R132		
(46)	OUTER RING	32		21	Lekolite 40	SL Side Lt	A-6	L709, R132		
(47)	SOUTH TRUSS	12		73	Lekolite 40	SL Side Lt	A-7	L709, R132		
(48)	SOUTH TRUSS	21		50	Lekolite 40	SL Side Lt	A-8	L709, R132		

Chan	Position	U#	Addr	Dim	Inst Type & Access	Purpose	VWFc	Color	Gobo	H
(49)	SOUTH TRUSS	19		47	Lekolite 40	SL Side Lt	A-9	L709, R132		
(51)	OUTER RING	24		19	SL 23/50	SL Upper Deck Side Lt	A-12	L709, R132		
(52)	OUTER RING	30		29	SL 23/50	SL Upper Deck Side Lt	A-13	L709, R132		
(53)	SOUTH TRUSS	10		75	SL 23/50	SL Upper Deck Side Lt	A-14/ 15	L709, R132		
	"	22		78	"	"	"	"		
(61)	INNER RING	6	2/61	91	Martin Rush Par 2 Zoom+Top Hat	DN Lt	A-1			
(62)	INNER RING	8	2/70	91	Martin Rush Par 2 Zoom+Top Hat	DN Lt	A-2			
(63)	OUTER RING	22		92	Martin Rush Par 2 Zoom+Top Hat	DN Lt	A-3			
(64)	OUTER RING	26	2/88	92	Martin Rush Par 2 Zoom+Top Hat	DN Lt	A-4			
(65)	EAST PIPE	6	3/61	92	Martin Rush Par 2 Zoom+Top Hat	DN Lt	A-5/6			
(66)	EAST PIPE	3	3/70	92	Martin Rush Par 2 Zoom+Top Hat	DN Lt	A-7			
(67)	EAST PIPE	1	3/79	92	Martin Rush Par 2 Zoom+Top Hat	DN Lt	A-8/9			
(70)	EAST PIPE	19		41	6" Fres+Barn Door	DN Lt	A-10	R02		
(71)	EAST PIPE	8		71	6" Fres+Barn Door	DN Lt	A-11	R02		
(72)	SOUTH TRUSS	15		77	6" Fres+Barn Door	DN Lt	A-17	R02		
	Far East Pipe	3		"	6" Fresnelite+Barn Door	"		"		
(80)	EAST PIPE	9		42	6" Fres+Barn Door	DN Lt	A-10	R378		
(81)	EAST PIPE	7		72	6" Fres+Barn Door	DN Lt	A-11	R378		

Chan	Position	U#	Addr	Dim	Inst Type & Access	Purpose	VWFc	Color	Gobo	H
(82)	EAST PIPE	5	3/88	92	Martin Rush Par 2 Zoom+Top Hat	DN Lt	A-12			
(83)	EAST PIPE	4	3/97	92	Martin Rush Par 2 Zoom+Top Hat	DN Lt	A-13			
(84)	EAST PIPE	2	3/106	92	Martin Rush Par 2 Zoom+Top Hat	DN Lt	A-14			
(85)	SOUTH TRUSS	17		43	6" Fres+Barn Door	DN Lt	A-17	 R378		
	Far East Pipe	2		"	6" Fresnelite+Barn Door	"		"		
(91)	NORTH TRUSS	1	3/1	62	ETC Lustr 2 50°	FILL LT	A-1/2	 R119		
(92)	NORTH TRUSS	2	3/16	62	ETC Lustr 2 50°	FILL LT	A-3/4	 R119		
(93)	NORTH TRUSS	7	3/31	91	ETC Lustr 2 50°	FILL LT	A-5/6	 R119		
(94)	NORTH TRUSS	6	3/46	91	ETC Lustr 2 50°	FILL LT	A-7	 R119		
(96)	SOUTH TRUSS	31	2/1	83	ETC Lustr 2 50°	FILL LT	A-1/2	 R119		
(97)	SOUTH TRUSS	30	2/16	83	ETC Lustr 2 50°	FILL LT	A-3/4	 R119		
(98)	SOUTH TRUSS	37	2/31	83	ETC Lustr 2 50°	FILL LT	A-8	 R119		
(99)	SOUTH TRUSS	36	2/46	83	ETC Lustr 2 50°	FILL LT	A-5/6	 R119		
(101)	SOUTH TRUSS	9		17	ETC Source4 Jr Zoom	FR Lt SR Stairs	SR Stairs	 L053		
(102)	OUTER RING	11		37	SL 23/50	SR Stair Fill Lt	SR Stairs	 L749, R132		
	INNER RING	4		95	"	"	"	"		
(103)	NORTH TRUSS	11		68	SL 23/50	SR Stair Fill Lt	SR Stairs	 L749, R132		

Chan	Position	U#	Addr	Dim	Inst Type & Access	Purpose	VWFc	Color	Gobo	H
(104)	OUTER RING	17		32	6" Fres+Barn Door	DN Lt	A-14		R02	
	NORTH TRUSS	14		"	"	"	"	"	"	
(105)	OUTER RING	16		28	6" Fres+Barn Door	DN Lt	SR Stairs		R378	
	NORTH TRUSS	15		"	"	"	"	"	"	
(121)	NORTH TRUSS	18		49	ETC Source4 Jr Zoom	FR Lt SL Stairs	SL Stairs		L053, R132	
(122)	SOUTH TRUSS	6		8	SL 23/50	SL Stair Fill Lt	SL Stairs		L749, R132	
	OUTER RING	33		12	"	"	"	"	"	
(123)	SOUTH TRUSS	25		81	SL 23/50	SL Stair Fill Lt	SL Stairs		L709, R132	
(124)	SOUTH TRUSS	13		76	6" Fres+Barn Door	DN Lt	SL Stair		R02	
	"	18		46	"	"	SL Stairs	"	"	
(125)	SOUTH TRUSS	11		74	6" Fres+Barn Door	DN Lt	A-15		R378	
	"	20		"	"	"	SL Stair	"	"	
(201)	INNER RING	5		96	SL 23/50	Aisle Lt	HL Aisle		L500, R119	
	NORTH WALL PIPE-1	1		64	"	"	"	"	"	
(202)	INNER RING	7		86	SL 23/50	Aisle Lt	Center Aisle		L500, R119	
	WEST WALL PIPES	1		60	"	"	"	"	"	
(203)	SOUTH WALL PIPE-1	1		48	SL 23/50	Aisle Lt	HR Aisle		L500, R119	
	INNER RING	"		94	"	"	"	"	"	

Chan	Position	U#	Addr	Dim	Inst Type & Access	Purpose	VWFc	Color	Gobo	H
(204)	Far South Pipe	1		79	SL 23/50	Aisle Lt	FHL Aisle	L500, R119		
	OUTER RING	28		22	"	"	"	"		
(401)	NORTH TRUSS	4	3/115	67	VL1000	Movers				62
(402)	WEST PIPE	9	2/97	59	VL1000	Movers				61
(403)	SOUTH TRUSS	3	2/124	15	VL1000	Movers				84
(405)	INNER RING	3	2/173	85	VL1000	Movers				91
(406)	INNER RING	2	2/200	93	VL1000	Movers				91
(407)	OUTER RING	20	2/227	31	VL1000	Movers				92
(408)	OUTER RING	25		30	VL1000	Movers				92
(501)	SET	1	2/301	Wal	ChromaQ Color Force 12	Silhouette				
(502)	SET	2	2/319	Wal	ChromaQ Color Force 12	Silhouette				
(503)	SET	3	2/337	Wal	ChromaQ Color Force 12	Silhouette				
(601)	SR SET			53	3" Fresnel	Practicals		R365		
	"			"	"	"		"		
	"			"	"	"		"		
	"			"	"	"		"		
	"			"	"	"		"		
(602)	SL SET			2	3" Fresnel	Practicals		R365		
	"			"	"	"		"		
	"			"	"	"		"		

Chan	Position	U#	Addr	Dim	Inst Type & Access	Purpose	VWfc	Color	Gobo	H
(611)	Far East Pipe	1		54	6" Fresnelite+Barn Door	Silhouette				
(100)	NORTH TRUSS	3		65	PAR 38 FL	House Lt		L500		
	"	8		"	"	"	S1	"		
(100)	OUTER RING	9		40	PAR 38 FL	House Lt		L500		
	"	12		"	"	"	S1	"		
(100)	WEST PIPE	1		58	PAR 38 FL	House Lt		L500		
	"	4		"	"	"		"		
(100)	OUTER RING	1		7	PAR 38 FL	House Lt		L500		
	"	7		5	"	"		"		
(100)	SOUTH TRUSS	24		11	PAR 38 FL	House Lt		L500		
	"	29		"	"	"		"		
(100)	SOUTH TRUSS	2		51	PAR 38 FL	House Lt		L500		
	"	7		"	"	"		"		