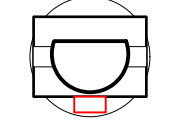
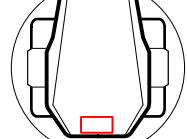

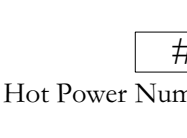




INSTRUMENT SCHEDULE

-  Chauvet Rogue 349w
-  SolaFram 750 565w

TYPICAL

-  Unit Number
-  Hot Power Number / U/A Number
-  Channel Number

NOTES

- Power runs are noted in by a green arrow
- DMX runs are noted by a blue arrow
- Power receptacles are denoted by 
- Trap door is lined with LED strip lts. Exact placement to be determined by LD on site. DMX decoder and power supply need to be wrapped in trash bag to protect from sprinklers
- All lights need to be covered with heavy duty trash bags each night, and the opening of the bag needs to be pointed down and fastened to the boom.
- **NO CHANGES CAN BE MADE TO THIS PLOT WITHOUT THE EXPRESS CONSENT OF THE LIGHTING DESIGNER.**

This drawing is the intellectual property of the designer and shall not be reproduced without the consent of the designer.

This drawing represents visual concepts and construction suggestions only. It does not replace the knowledge and advice of a licensed structural engineer. The designer is unqualified to determine the structural appropriateness of this design and will not assume responsibility for improper engineering or use.

Director	Max Shulman
Scenic Designer	Daniel Porten
Costume Designer	Maëlia Kalua
Lighting Designer	Tiana Alderson
Audio Engineer	Brian Veal
Master Electrician	Tiana Alderson
Technical Director	Daniel Porten

1	ROUGH SHOP PLOT	04-23-21
2	REVISION	04-23-21
3	REVISION-FINAL PLOT	04-26-21
4	FINAL BEFORE TECH	04-28-21
5	OPENING NIGHT	05-06-21

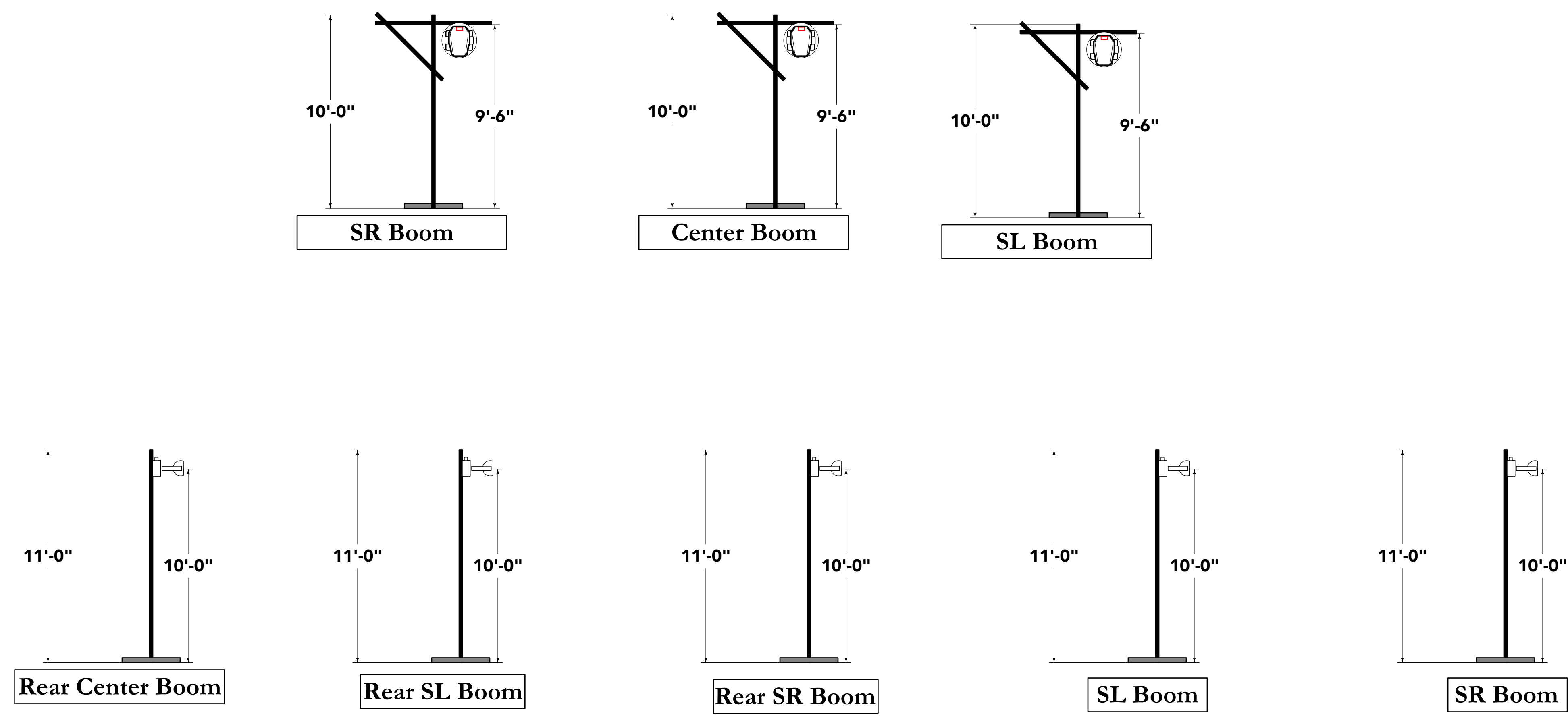
THEATREWORKS



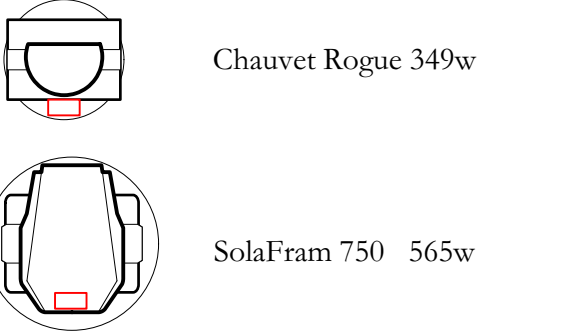
Ground Plan

SCALE: 1/2" = 1'

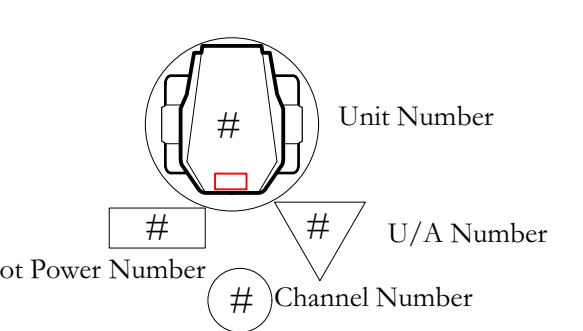
Rev. 5	Plate:
Date: 5/6/21	1 of 2
Drafted By: TA	



INSTRUMENT SCHEDULE



TYPICAL



NOTES

- Power run are noted in by a green arrow
- DMX runs are noted by a blue arrow
- Power receptacles are denoted by
- Trap door is lined with LED strip lts. Exact placement to be determined by LD on site. DMX decoder and power supply need to be wrapped in trash bag to protect from sprinklers
- All lights need to be covered with heavy duty trash bags each night, and the opening of the bag needs to be pointed down and fastened to the boom.
- NO CHANGES CAN BE MADE TO THIS PLOT WITHOUT THE EXPRESS CONSENT OF THE LIGHTING DESIGNER.

This drawing is the intellectual property of the designer and shall not be reproduced without the consent of the designer.

This drawing represents visual concepts and construction suggestions only. It does not replace the knowledge and advice of a licensed structural engineer. The designer is unqualified to determine the structural appropriateness of this design and will not assume responsibility for improper engineering or use.

- Director: Max Shulman
- Scenic Designer: Daniel Porten
- Costume Designer: Maelia Kalua
- Lighting Designer: Tiana Alderson
- Audio Engineer: Brian Veal
- Master Electrician: Tiana Alderson
- Technical Director: Daniel Porten

1	ROUGH SHOP PLOT	04-23-21
2	REVISION	04-25-21
3	REVISION-FINAL PLOT	04-26-21
4	FINAL BEFORE TECH	04-28-21
5	OPENING NIGHT	05-06-21

THEATREWORKS



Boom Plate

SCALE: 1/2" = 1'

Rev. 5	Plate:
Date: 5/6/21	2
Drafted By: TA	of 2