



INSTRUMENT SCHEDULE

Producer: Dr. Dickey
Director: Dr. Ralf Remshardt
Black Box Theatre, October 2015

LD: Tiana Alderson
ASSOC: Christine Dorsey
ALD: Natori

Bay 1 - North Bottom

U#	Purpose	Inst Type & Watt	Gobo	Color	Channel	Dim
1	Key Lt Stewardess Table	Source 4 26deg-LED 130w		N/C	(103)	2/251
2	FR LT Kitchen	Source 4 26deg 575w		R3208, R119	(3)	1/5
3	FR LT Q2	Source 4 36deg 575w		G920, R119	(21)	1/4

Bay 1 - Span Pipe

U#	Purpose	Inst Type & Watt	Gobo	Color	Channel	Dim
1	DN LT Q2	8" Fres Black 1kW		G885	(64)	1/21
2	DN LT Q2	8" Fres Black 1kW		G328	(75)	1/22
3	Dragon Carpet	Shakespeare 30deg 575w		N/C	(110)	1/20

Bay 2 - North Bottom

U#	Purpose	Inst Type & Watt	Gobo	Color	Channel	Dim
1	FR LT Q3	Source 4 26deg 575w		R3208, R119	(34)	1/6

Bay 2 - East Bottom

U#	Purpose	Inst Type & Watt	Gobo	Color	Channel	Dim
1	FR LT Q2	Source 4 26deg 575w		R4215, R119	(22)	1/35
1	Journey Lts	Source 4 PARNel 750w		G850	(91)	1/31
2	DN LT Q3	8" Fres Black 1kW		G885	(76)	1/32



INSTRUMENT SCHEDULE

Bay 2 - West Bottom

U#	Purpose	Inst Type & Watt	Gobo	Color	Channel	Dim
1	Journey Lts	Source 4 PARNel 750w		G850	(92)	1/30
2	Lamp Lt	8" Fres Black 1kW		G885	(82)	1/29

Bay 3 - North Bottom

U#	Purpose	Inst Type & Watt	Gobo	Color	Channel	Dim
1	FR LT Kitchen	Source 4 26deg 575w		R3208, R119	(4)	1/11

Bay 3 - East Bottom

U#	Purpose	Inst Type & Watt	Gobo	Color	Channel	Dim
1	FR LT Q3	Source 4 26deg 575w		G327, R119	(31)	1/44

Bay 3 - Span Pipe

U#	Purpose	Inst Type & Watt	Gobo	Color	Channel	Dim
1	DN LT Q3	8" Fres Black 1kW		G885	(77)	1/40
2	DN LT Flat & Apartment	Source 4 PARNel 750w		G328	(65)	1/39

Bay 4 - North Bottom

U#	Purpose	Inst Type & Watt	Gobo	Color	Channel	Dim
1	Lamp Lt	8" Fres Black 1kW		G885	(81)	1/62
2	Journey Lts	Source 4 PARNel 750w		G850	(94)	1/61



INSTRUMENT SCHEDULE

Bay 4 - South Bottom

U#	Purpose	Inst Type & Watt	Gobo	Color	Channel	Dim
1	DN LT Shop Next Door	8" Fres Black 1kW		G885	(74)	1/110
1	Out of Kitchen Sp-Ernest	Shakespeare 30deg 575w		G920	(107)	1/107
2	FR LT Q2	Source 4 26deg 575w		R4215, R119	(24)	1/106

Bay 4 - East Botton

U#	Purpose	Inst Type & Watt	Gobo	Color	Channel	Dim
1	Journey Lts	Source 4 PARNel 750w		G850	(93)	1/81

Bay 4 - Span Pipe

U#	Purpose	Inst Type & Watt	Gobo	Color	Channel	Dim
1	Key Lt Old Man's Apartment	Source 4 26deg-LED 130w		N/C	(102)	2/221
2	FR LT Q1	Source 4 26deg 575w		R3216, R119	(12)	1/80

Bay 5 - North Top

U#	Purpose	Inst Type & Watt	Gobo	Color	Channel	Dim
1	DN LT KITCHEN	8" Fres Black 1kW		G842	(71)	1/66

Bay 5 - North Bottom

U#	Purpose	Inst Type & Watt	Gobo	Color	Channel	Dim
	FR LT Q4	Source 4 26deg 575w		R4215, R119	(43)	1/69
1	DN LT Kitchen LED	Source 4 36deg-LED 130w		N/C	(101)	2/231
2	Transition Lt	Selecon Pacific 50° 575w		N/C	(112)	2/291



INSTRUMENT SCHEDULE

Bay 5 - South Bottom

U#	Purpose	Inst Type & Watt	Gobo	Color	Channel	Dim
1	DN LT KITCHEN	Source 4 PARNel 750w		G338	(62)	1/111

Bay 5 - East Bottom

U#	Purpose	Inst Type & Watt	Gobo	Color	Channel	Dim
1	FR LT Q1	Source 4 36deg 575w		G872, R119	(13)	1/91
1	Lamp Lt	8" Fres Black 1kW		G885	(83)	1/96
1	DN LT KITCHEN	Source 4 PARNel 750w		G338	(61)	1/95
3	Jeremy DN LT SP	Source 4 19deg 575w		R4215	(109)	1/93

Bay 5 - West Bottom

U#	Purpose	Inst Type & Watt	Gobo	Color	Channel	Dim
1	FR LT Q3	Source 4 36deg 575w		R3208, R119	(33)	1/86
2	DN LT KITCHEN	8" Fres Black 1kW		G842	(72)	1/90

Bay 5 - Span Pipe

U#	Purpose	Inst Type & Watt	Gobo	Color	Channel	Dim
1	Mallory DN LT Sp	Source 4 19deg 575w		R4215	(108)	1/94

Bay 5 - Projector Span Pipe

U#	Purpose	Inst Type & Watt	Gobo	Color	Channel	Dim
1	FR LT Q2	Source 4 36deg 575w		G920, R119	(23)	1/67

Bay 5 - Short Span Pipe

U#	Purpose	Inst Type & Watt	Gobo	Color	Channel	Dim
2	Flight Attendant Sp	Source 4 26deg 575w		G920	(105)	1/92



INSTRUMENT SCHEDULE

Bay 6 - North Bottom

U#	Purpose	Inst Type & Watt	Gobo	Color	Channel	Dim
1	FR LT Q4	Source 4 26deg 575w		R4215, R119	(44)	1/75
2	Journey Lts	Source 4 PARNel 750w		G850	(95)	1/71

Bay 6 - South Bottom

U#	Purpose	Inst Type & Watt	Gobo	Color	Channel	Dim
2	Journey Lts	Source 4 PARNel 750w		G850	(96)	1/118

Bay 6 - East Bottom

U#	Purpose	Inst Type & Watt	Gobo	Color	Channel	Dim
1	FR LT Q3	Source 4 26deg 575w		R3208, R119	(32)	1/105
1	Key Lt Inga's Apart	Source 4 26deg-LED 130w		N/C	(104)	2/201

Bay 6 - West Bottom

U#	Purpose	Inst Type & Watt	Gobo	Color	Channel	Dim
2	DN LT Q4	8" Fres Black 1kW		G885	(78)	1/100

Bay 7 - North Bottom

U#	Purpose	Inst Type & Watt	Gobo	Color	Channel	Dim
1	FR LT Foley	Source 4 19deg 575w		G830	(122)	1/125

Bay 7 - South Bottom

U#	Purpose	Inst Type & Watt	Gobo	Color	Channel	Dim
1	Out of Kitchen Special- Jeremy	Shakespeare 30deg 575w		G920	(106)	1/140
2	FR LT Q1	Source 4 36deg 575w		G872, R119	(11)	1/166




INSTRUMENT SCHEDULE


Bay 7 - East Bottom

U#	Purpose	Inst Type & Watt	Gobo	Color	Channel	Dim
1	Transition Lt	Selecon Pacific 50° 575w		N/C	(111)	2/262



Bay 7 - West Bottom

U#	Purpose	Inst Type & Watt	Gobo	Color	Channel	Dim
1	FR LT Kitchen	Source 4 26deg 575w		 R3208, R119	(2)	1/136




Bay 7 - Span Pipe

U#	Purpose	Inst Type & Watt	Gobo	Color	Channel	Dim
1	DN LT Old Man's Apartment	Source 4 PARNel 750w		 G328	(63)	1/121

Bay 8 - North Bottom

U#	Purpose	Inst Type & Watt	Gobo	Color	Channel	Dim
1	Lamp Lt	8" Fres Black 1kW		 G885	(84)	1/126
2	FR LT Foley	Source 4 19deg 575w		 G870	(121)	1/130

Bay 8 - East Bottom

U#	Purpose	Inst Type & Watt	Gobo	Color	Channel	Dim
1	FR LT Q1	Source 4 26deg 575w		 R3216, R119	(14)	1/171
1	Journey Lts	Source 4 PARNel 750w		 G850	(97)	1/155
2	DN LT Foley	Source 4 Jr Zoom 575w		 G885	(124)	1/151



INSTRUMENT SCHEDULE

Bay 8 - West Bottom

U#	Purpose	Inst Type & Watt	Gobo	Color	Channel	Dim
1	DN LT Shop Next Door	8" Fres Black 1kW		G885	(73)	1/146
2	FR LT Q4	Source 4 26deg 575w		R4215, R119	(42)	1/150

Bay 8 - Span Pipe

U#	Purpose	Inst Type & Watt	Gobo	Color	Channel	Dim
1	Journey Lts	Source 4 PARNel 750w		G850	(98)	1/147

Bay 9 - North Bottom

U#	Purpose	Inst Type & Watt	Gobo	Color	Channel	Dim
1	FR LT Foley	Source 4 19deg 575w		G830	(123)	1/131

Bay 9 - South Bottom

U#	Purpose	Inst Type & Watt	Gobo	Color	Channel	Dim
1	FR LT Q4	Source 4 36deg 575w		G920, R119	(41)	1/180

Bay 9 - East Bottom

U#	Purpose	Inst Type & Watt	Gobo	Color	Channel	Dim
2	FR LT Kitchen	Source 4 26deg 575w		R3208, R119	(1)	1/163

Bay 9 - Span Pipe

U#	Purpose	Inst Type & Watt	Gobo	Color	Channel	Dim
2	DN LT Q4	8" Fres Black 1kW		G328	(66)	1/157
3	DN LT Q4	8" Fres Black 1kW		G885	(79)	1/156



INSTRUMENT SCHEDULE

Under Cats

U#	Purpose	Inst Type & Watt	Gobo	Color	Channel	Dim
	Dragon Lts			N/C	(216)	1/168
	Dragon Lts			N/C	(216)	1/79
	Dragon Lts			N/C	(216)	1/77
	Dragon Lts			N/C	(215)	1/167
	Dragon Lts			N/C	(215)	1/138
	Dragon Lts			N/C	(215)	1/137
	Dragon Lts			N/C	(214)	1/169
	Dragon Lts			N/C	(214)	1/124
	Dragon Lts			N/C	(214)	1/170
	Dragon Lts			N/C	(213)	1/173
	Dragon Lts			N/C	(213)	1/175
	Dragon Lts			N/C	(212)	1/172
	Dragon Lts			N/C	(211)	1/176
	Dragon Lts			N/C	(209)	1/164
	Dragon Lts			N/C	(208)	1/132
	Dragon Lts			N/C	(207)	1/101
	Dragon Lts			N/C	(206)	1/56
	Dragon Lts			N/C	(205)	1/41
	Dragon Lts			N/C	(204)	1/14
	Dragon Lts			N/C	(203)	1/12
	Dragon Lts			N/C	(202)	1/9
	Dragon Lts			N/C	(201)	1/28
	Dragon Lts			N/C	(200)	1/10



INSTRUMENT SCHEDULE

Tech Ledge North - Stall 1 Top

U#	Purpose	Inst Type & Watt	Gobo	Color	Channel	Dim
4	FILL LT Q2	Alt 360Q 6x9 750w		R4215, R119	(25)	1/185

Tech Ledge North - Stall 5 Top

U#	Purpose	Inst Type & Watt	Gobo	Color	Channel	Dim
2	FILL LT Q3	Source 4 36deg 575w		G327, R119	(37)	1/192
3	FILL LT Q2	Alt 360Q 6x9 750w		G920, R119	(26)	1/190

Tech Ledge North - Stall 7 Top

U#	Purpose	Inst Type & Watt	Gobo	Color	Channel	Dim
1	FR Fill Kitchen	Source 4 36deg 575w		R3204, R119	(9)	1/193

Tech Ledge South - Stall 1 Top

U#	Purpose	Inst Type & Watt	Gobo	Color	Channel	Dim
4	FR Lt Old Man's Apartment	Source 4 26deg 575w		R3216, R119	(18)	1/226
5	FILL LT Q1	Source 4 36deg 575w		R3216, R119	(15)	1/224

Tech Ledge South - Stall 3 Top

U#	Purpose	Inst Type & Watt	Gobo	Color	Channel	Dim
4	FILL LT Q1	Source 4 36deg 575w		G872, R119	(17)	1/223

Tech Ledge South - Stall 4 Top

U#	Purpose	Inst Type & Watt	Gobo	Color	Channel	Dim
2	FR Lt Old Man's Apartment	Source 4 26deg 575w		G872, R119	(19)	1/218
3	FILL LT Q4	Alt 360Q 6x9 750w		G920	(46)	1/217



INSTRUMENT SCHEDULE

Tech Ledge South - Stall 6 Top

U#	Purpose	Inst Type & Watt	Gobo	Color	Channel	Dim
1	FILL LT Q4	Alt 360Q 6x9 750w		R4215, R119	(45)	1/216

Tech Ledge East - Stall 2 Top

U#	Purpose	Inst Type & Watt	Gobo	Color	Channel	Dim
4	FR Fill Kitchen	Source 4 36deg 575w		R3204, R119	(6)	1/206

Tech Ledge East - Stall 4 Top

U#	Purpose	Inst Type & Watt	Gobo	Color	Channel	Dim
2	FILL LT Q3	Source 4 36deg 575w		G327, R119	(36)	1/201
3	FILL LT Q4	Alt 360Q 6x9 750w		G920	(47)	1/202

Tech Ledge East - Stall 7 Top

U#	Purpose	Inst Type & Watt	Gobo	Color	Channel	Dim
1	FILL LT Q3	Source 4 36deg 575w		R3208, R119	(35)	1/194

Tech Ledge West - Stall 1 Top

U#	Purpose	Inst Type & Watt	Gobo	Color	Channel	Dim
4	FR Fill Kitchen	Source 4 26deg 575w		R3204, R119	(7)	1/225

Tech Ledge West - Stall 3 Top

U#	Purpose	Inst Type & Watt	Gobo	Color	Channel	Dim
3	FILL LT Q2	Alt 360Q 6x9 750w		G920, R119	(27)	1/234

Tech Ledge West - Stall 4 Top

U#	Purpose	Inst Type & Watt	Gobo	Color	Channel	Dim
2	FR Lt Old Man's Apartment	Source 4 26deg 575w		G872, R119	(20)	1/235
4	FILL LT Q1	Source 4 36deg 575w		G872, R119	(16)	1/236



INSTRUMENT SCHEDULE

Tech Ledge West - Stall 7 Top

U#	Purpose	Inst Type & Watt	Gobo	Color	Channel	Dim
1	FR Fill Kitchen	Source 4 36deg 575w		☑ R3204, R119	(8)	1/237

Kitchen - North

U#	Purpose	Inst Type & Watt	Gobo	Color	Channel	Dim
1	Fluorescent	Fluorescent		N/C	(132)	1/53
1	Kitchen Birdies	Birdies		☐ R114, G842	(152)	1/55

Kitchen - South

U#	Purpose	Inst Type & Watt	Gobo	Color	Channel	Dim
1	Fluorescent	Fluorescent		N/C	(134)	1/129
1	Kitchen Birdies	Birdies		☐ R114, G842	(154)	1/127

Kitchen - East

U#	Purpose	Inst Type & Watt	Gobo	Color	Channel	Dim
1	Fluorescent	Fluorescent		N/C	(133)	1/99
1	Kitchen Birdies	Birdies		☐ R114, G842	(153)	1/97

Kitchen - West

U#	Purpose	Inst Type & Watt	Gobo	Color	Channel	Dim
1	Fluorescent	Fluorescent		N/C	(131)	1/83
1	Kitchen Birdies	Birdies		☐ R114, G842	(151)	1/85

BOOM 1

U#	Purpose	Inst Type & Watt	Gobo	Color	Channel	Dim
1	BANNER LT	165 6" Fres 750w		N/C	(181)	1/241
1	BANNER LT	165 6" Fres 750w		N/C	(182)	1/261



INSTRUMENT SCHEDULE

Grid Lts

U#	Purpose	Inst Type & Watt	Gobo	Color	Channel	Dim
1	Work Lights			N/C	(1001)	1/289

Tech Ledge

U#	Purpose	Inst Type & Watt	Gobo	Color	Channel	Dim
	Path Lts	Source 4 36deg		G842, R119	(308)	1/227
	Path Lts	Source 4 36deg		G842, R119	(307)	1/219
	Path Lts	Source 4 36deg		G842, R119	(306)	1/200
	Path Lts	Source 4 36deg		G842, R119	(305)	1/181
	Path Lts	Source 4 36deg		G842, R119	(304)	1/207
	Path Lts	Source 4 36deg		G842, R119	(303)	1/189
	Path Lts	Source 4 36deg		G842, R119	(302)	1/238
	Path Lts	Source 4 36deg		G842, R119	(301)	1/220
1	Work Lights	WK LT		N/C	(1002)	1/304
1	Work Lights	WK LT		N/C	(1002)	1/305

Deck Lts

U#	Purpose	Inst Type & Watt	Gobo	Color	Channel	Dim
1	Work Lights	WK LT		N/C	(1003)	1/306

Bays

U#	Purpose	Inst Type & Watt	Gobo	Color	Channel	Dim
1	Transition Lts	Selecon Pacific 50° 575w		N/C	(114)	2/306
1	Transition Lts	Selecon Pacific 50° 575w		N/C	(113)	2/276







INSTRUMENT SCHEDULE

In Stove

U#	Purpose	Inst Type & Watt	Gobo	Color	Channel	Dim
	Oven Lt				(500)	1/84

Under Risers

U#	Purpose	Inst Type & Watt	Gobo	Color	Channel	Dim
	Installation Up Lt	Source 4 50deg		 R3202	(504)	1/262
	Installation Up Lt	Source 4 50deg		 R3202	(503)	1/260
	Installation Up Lt	Source 4 50deg		 R3202	(502)	1/251
	Installation Up Lt	Source 4 50deg		 R3202	(501)	1/268